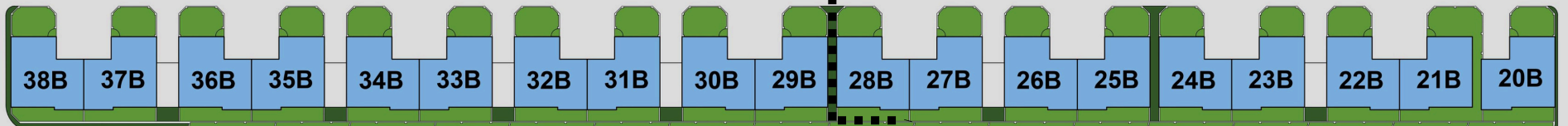




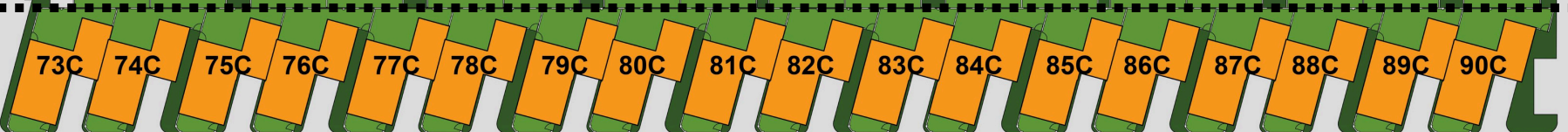
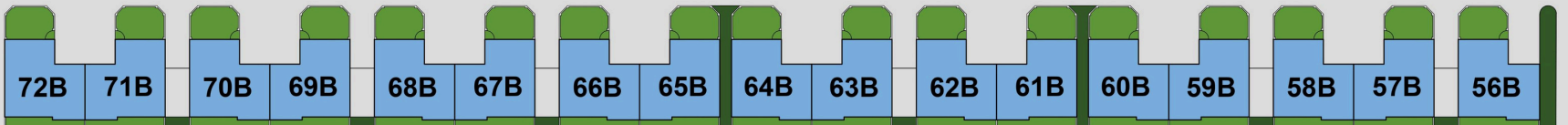
Phase 1



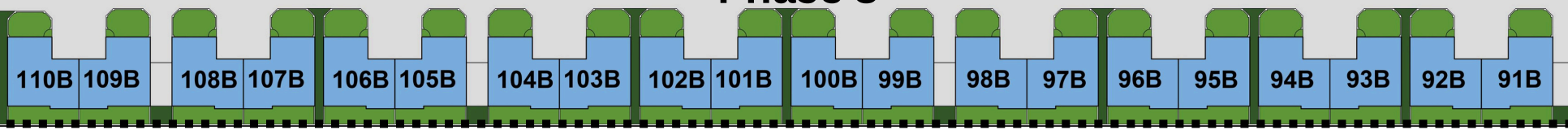
Phase 1 (38 units)



Phase 2 (34 units)



Phase 3 (38 units)



Phase 3

Phase 2

WATER TANKS

ATTENUATION POND

ENTRANCE

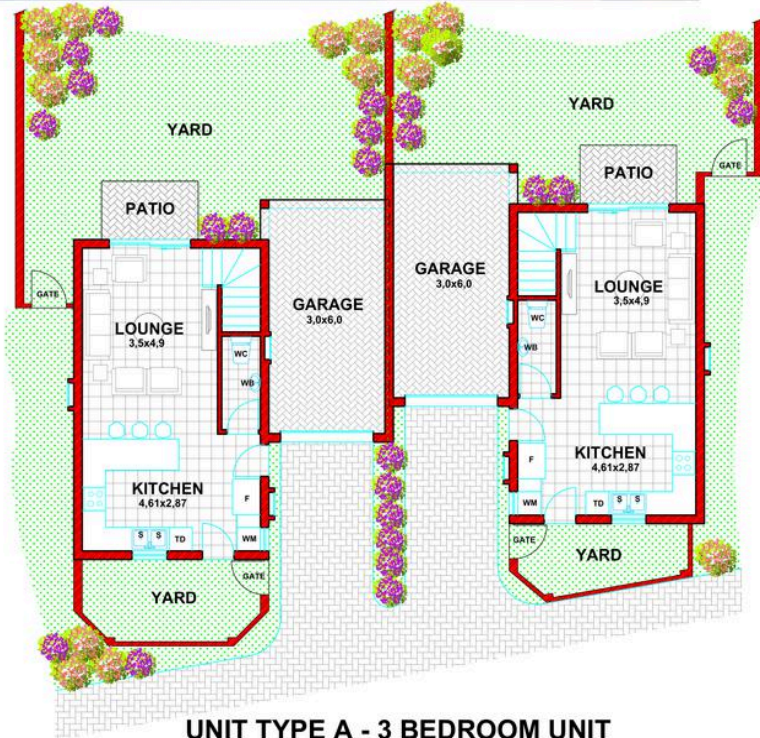
GATEHOUSE

EXIT

OPEN RA

UNIT TYPE A - 3 BEDROOM UNIT

From: R1,350,000



**UNIT TYPE A - 3 BEDROOM UNIT
GROUND FLOOR PLAN
1:100**

| AREA UNIT TYPE A | |
|------------------|----------------------------|
| GROUND FLOOR | 40,9 m ² |
| FIRST FLOOR | 57,4 m ² |
| GARAGE | 20,2 m ² |
| PATIO | 3,7 m ² |
| TOTAL | 122,2 m² |



**UNIT TYPE A
FIRST FLOOR PLAN
1:100**



PLAN No. P03864 - 10 FEBRUARY 2025
W.P. van NIEKERK - Reg. no. = Pr Arch 7579



LN DESIGNS
architects

P O BOX 1377
GLEN BALAD
ASTON MANOR
1630
FREEWAY INDUSTRIAL PARK,
UNIT 1A, 24 POMONA ROAD,
POMONA.
KEMPTON PARK
(011) 393 3354



www.pontadecruz.co.za

COPYRIGHT RESERVED
KOPiereg VOORBEROU

Type A

Unit View



3 BED 2.5 BATH

PLUS STUDY

GARAGE & PARKING



FROM **R1,350,000**

Incl. Transfer & Bond Costs

AREA UNIT TYPE A


GROUND FLOOR 40,9 m²

FIRST FLOOR 57,4 m²

GARAGE 20,2 m²

PATIO 3,7 m²

TOTAL 122,2 m²



Type A

First Floor



**3 BED 2.5 BATH
PLUS STUDY
GARAGE & PARKING**



Ponta de Cruz

FROM **R1,350,000**

Incl. Transfer & Bond Costs

AREA UNIT TYPE A

| | |
|--------------|----------------------------|
| GROUND FLOOR | 40,9 m ² |
| FIRST FLOOR | 57,4 m ² |
| GARAGE | 20,2 m ² |
| PATIO | 3,7 m ² |
| TOTAL | 122,2 m² |



Type A

Ground Floor



3 BED 2.5 BATH

PLUS STUDY

GARAGE & PARKING



Ponta de Cruz

FROM **R1,350,000**

Incl. Transfer & Bond Costs

AREA UNIT TYPE A

GROUND FLOOR 40,9 m²

FIRST FLOOR 57,4 m²

GARAGE 20,2 m²

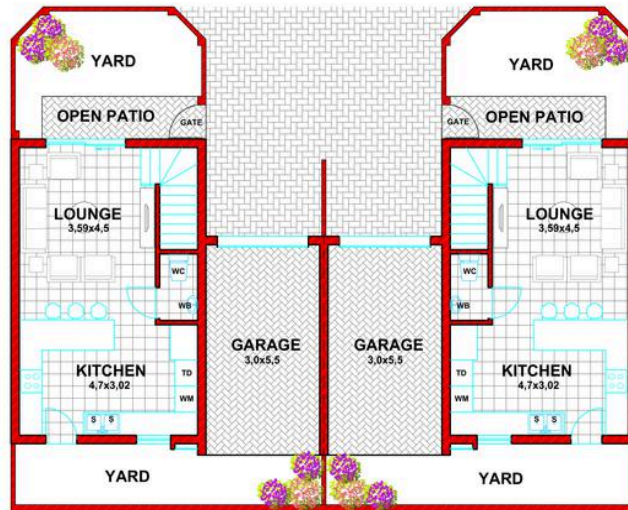
PATIO 3,7 m²

TOTAL 122,2 m²



UNIT TYPE B - 3 BEDROOM UNIT

From: R1,350,000



**UNIT TYPE B - 3 BEDROOM UNIT
GROUND FLOOR PLAN
1:100**



**UNIT TYPE B - 3 BEDROOM UNIT
FIRST FLOOR PLAN
1:100**

| AREA UNIT TYPE B | |
|------------------|----------------------------|
| GROUND FLOOR | 40,3 m ² |
| FIRST FLOOR | 54,5 m ² |
| GARAGE | 18,5 m ² |
| PATIO | 4,8 m ² |
| TOTAL | 118,1 m² |



PLAN No. P03864 - 18 AUGUST 2025
W.P. van NIEKERK - Reg. no. = Pr Arch 7579

L N DESIGNS
P O BOX 1377
GLEN BALAD
ASTON MANOR
1630
FREeway INDUSTRIAL PARK,
UNIT 1A, 24 POMONA ROAD,
POMONA.
KEMPTON PARK
(011) 393 3354

COPYRIGHT RESERVED
KOPIEREG VOORBEHOUD

Type B

Unit View



3 BED 2.5 BATH

PLUS STUDY

GARAGE & PARKING



FROM R1,350,000

Incl. Transfer & Bond Costs

AREA UNIT TYPE B


GROUND FLOOR 40,3 m²

FIRST FLOOR 54,5 m²

GARAGE 18,5 m²

PATIO 4,8 m²

TOTAL 118,1 m²



Type B

First Floor



3 BED 2.5 BATH

PLUS STUDY

GARAGE & PARKING



FROM **R1,350,000**

Incl. Transfer & Bond Costs

AREA UNIT TYPE B

GROUND FLOOR 40,3 m²

FIRST FLOOR 54,5 m²

GARAGE 18,5 m²

PATIO 4,8 m²

TOTAL 118,1 m²



Type B

Ground Floor



3 BED 2.5 BATH

PLUS STUDY

GARAGE & PARKING



Ponta de Cruz

FROM **R1,350,000**

Incl. Transfer & Bond Costs

AREA UNIT TYPE B

GROUND FLOOR 40,3 m²

FIRST FLOOR 54,5 m²

GARAGE 18,5 m²

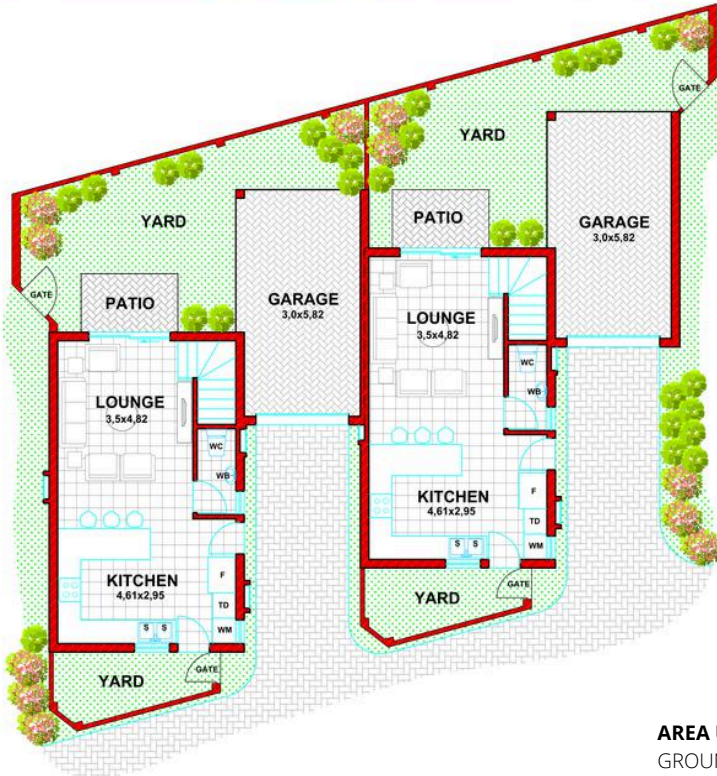
PATIO 4,8 m²

TOTAL 118,1 m²



UNIT TYPE C - 2 BEDROOM UNIT

From: R1,250,000



**UNIT TYPE C - 2 BEROOM UNIT
GROUND FLOOR PLAN
1:100**

| AREA UNIT TYPE C | |
|------------------|----------------------------|
| GROUND FLOOR | 41,1 m ² |
| FIRST FLOOR | 36,9 m ² |
| GARAGE | 19,9 m ² |
| PATIO | 3,7 m ² |
| TOTAL | 101,6 m² |



**UNIT TYPE C
FIRST FLOOR PLAN
1:100**



www.pontadecruz.co.za



PLAN No. P03864 - 10 FEBRUARY 2025
W.P. van NIEKERK - Reg. no. = Pr Arch 7579



**designs
architects**

L N DESIGNS
P O BOX 1377
GLEN BALAD
ASTON MANOR
1630
FREEWAY INDUSTRIAL PARK,
UNIT 1A, 24 POMONA ROAD,
POMONA.
KEMPTON PARK
(011) 393 3354

COPYRIGHT RESERVED
KOPIEREG VOORBEHOU
p6

Type C

Unit View



2 BED 2.5 BATH

GARAGE & PARKING




Ponta de Cruz

FROM **R1,250,000**

Incl. Transfer & Bond Costs

AREA UNIT TYPE C

| | |
|--------------|----------------------------|
| GROUND FLOOR | 41,1 m ² |
| FIRST FLOOR | 36,9 m ² |
| GARAGE | 19,9 m ² |
| PATIO | 3,7 m ² |
| TOTAL | 101,6 m² |



Type C

First Floor



**2 BED 2.5 BATH
GARAGE & PARKING**



FROM **R1,250,000**

Incl. Transfer & Bond Costs

AREA UNIT TYPE C

| | |
|--------------|----------------------------|
| GROUND FLOOR | 41,1 m ² |
| FIRST FLOOR | 36,9 m ² |
| GARAGE | 19,9 m ² |
| PATIO | 3,7 m ² |
| TOTAL | 101,6 m² |



Type C

Ground Floor



**2 BED 2.5 BATH
GARAGE & PARKING**

Ponta de Cruz

FROM **R1,250,000**

Incl. Transfer & Bond Costs

AREA UNIT TYPE C

| | |
|--------------|----------------------------|
| GROUND FLOOR | 41,1 m ² |
| FIRST FLOOR | 36,9 m ² |
| GARAGE | 19,9 m ² |
| PATIO | 3,7 m ² |
| TOTAL | 101,6 m² |

